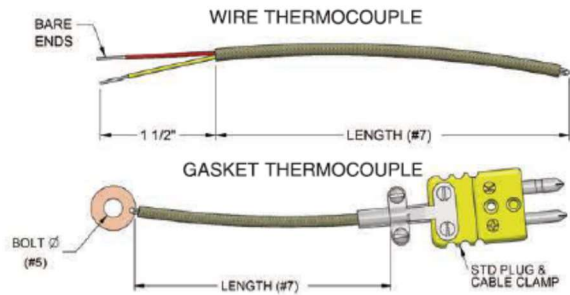
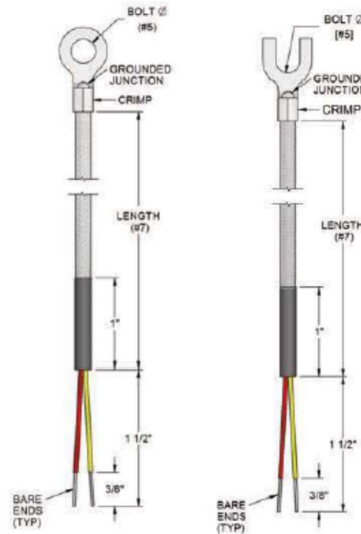


WIRE, GASKET, AND LUG THERMOCOUPLES

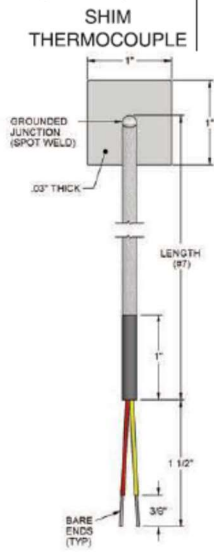


RING TERMINAL THERMOCOUPLE

SPADE LUG THERMOCOUPLE



#1	DESCRIPTION
1D	Wire gasket and lug thermocouples - Grounded
#2	STYLE
C G H I L M P	<p>Wire thermocouple Gasket thermocouple Ring terminal thermocouple Spade lug thermocouple Shim thermocouple Hose clamp thermocouple</p> <p>* Must select option 8" from selection #6 ** See hose clamp dimensional chart below to specify needed clamp size by adding the corresponding # as a suffix. Example C2 = Hose clamp 1/C to fit 1/2"-3/4" pipe</p>
#3	TYPE
	J, K, N, T, E, R, S, B, C, L, A, X (Other, specify)
#4	GASKET MATERIAL
C S X Z	<p>Copper (Standard) Steel Other, specify N/A</p> <p>* Standard material for ring/spade lugs is nickel-plated steel.</p>
#5	BOLT DIAMETER
A C X Z	<p>#10 1/4" Other, specify bolt size, ϕ, and any tolerances as necessary.</p>
#6	WIRE INSULATION
1 3 4 5 8 X	<p>Fiberglass braid FEP Teflon Hi-temp fiberglass braid Kapton Fiberglass braid/stainless steel overbraid Other, specify</p> <p>Note: For stranded wire, add an S prefix before symbol designation in this column, 24 AWG or smaller may be used to accommodate some smaller diameters.</p>
#7	LENGTH
	Length in inches
#8	COLD END TERMINATION
A B C X	<p>Bare ends Miniature plug Standard plug Other, specify</p> <p>[Add] options see Pg. 1-7</p>



CLAMP #	STANDARD PIPE SIZE (in)	HOSE CLAMP ID (in)	
		MIN.	MAX.
1	1/4 to 3/8	7/16	25/32
2	1/2 to 3/4	11/16	1-1/4
3	1 to 1-1/2	1-1/16	2
4	2 to 2-1/2	2-1/16	3
5	3 to 3-1/2	3-5/16	4-1/4
6	4	3-9/16	4-1/2
7	5	5-1/8	6
8	6	6-1/8	7
X	Other Specify		

1D G K Z Z 1 36" C

POB 1778 Greer, SC 29652
414 West Poinsett Street Greer, SC 29650

mike@traskinst.com

www.traskinst.com

Ph: 864-848-3993

Fax: 864-848-9569